

# A comparison between traditional bullying and cyberbullying

Ages 5–8



THE CYBERSMILE FOUNDATION

# A comparison between traditional bullying and cyberbullying

## OBJECTIVE

To know some of the similarities between traditional bullying and cyberbullying.

To know some of the differences between traditional bullying and cyberbullying.

## OUTCOME

To understand that cyberbullying has dangerous effects separate to those of traditional bullying.

# 1. Traditional bullying? Cyberbullying? Or both?



## 2. Traditional bullying? Cyberbullying? Or both?



# 3. Traditional bullying? Cyberbullying? Or both?



# 4. Traditional bullying? Cyberbullying? Or both?



# 5. Traditional bullying? Cyberbullying? Or both?





# 6. Traditional bullying? Cyberbullying? Or both?





# 7. Traditional bullying? Cyberbullying? Or both?



# 8. Traditional bullying? Cyberbullying? Or both?



# 9. Traditional bullying? Cyberbullying? Or both?



# Answers

## Traditional bullying

1



2




3



## Both

4



5



6




## Cyberbullying


7



8



9



10 MINS

5-8 YRS

# A comparison between traditional bullying and cyberbullying

## OBJECTIVE

To know some of the similarities between traditional bullying and cyberbullying.  
To know some of the differences between traditional bullying and cyberbullying.

## OUTCOME

To understand that cyberbullying has dangerous effects separate to those of traditional bullying.

## MATERIALS

The pictures and answers from the accompanying slides.

## INSTRUCTIONS

1. Introduce the exercise to the children, and present the objectives and outcomes.
2. Show the children the pictures on the accompanying slides and ask them to say which group they think each picture belongs to - 1. Traditional bullying (TB) 2. Cyberbullying (CB) 3. Both
3. When showing each picture, give a brief description without giving too much away. You can use the following descriptions -  
PICTURE 1 - Student being bullied at school. (CB can happen anywhere.)  
PICTURE 2 - Bully getting suspended from school and parents find out. (A cyberbully may never be found out.)  
PICTURE 3 - Victim can get cyberbullied through lots of devices and cannot see the face of the cyberbully.  
PICTURE 4 - Bully is usually someone bigger than the victim whom they may physically abuse. (A cyberbully can be absolutely anyone that one may not know. This involves verbal abuse.)  
PICTURE 5 - CB can happen anywhere/ anytime. (TB usually only occurs during school times.)  
PICTURE 6 - Leads to isolation.  
PICTURE 7 - Lack of concentration in school.  
PICTURE 8 - Bystander watching what is happening, but not doing anything.  
PICTURE 9 - Only CB occurs in a written form.
4. Go through the answers and end the exercise by explaining to the children that there are many similarities and differences between TB and CB, but CB has dangerous effects separate to TB, for example, it can happen at any time and you are likely to not know the person.

## EVALUATION

- Give the children the 9 images and ask them to arrange the pictures into the groups to see if they can remember which group they go into. They can work in pairs if there is a big group.

## NOTES

- For the activity, the children can say aloud/by show of hands, where they think each picture goes or they can write down their answers.